


# *Epidemiology, Stataphobia and Building the BA Serageldin Library*



**“One of the greatest gifts we can give to another generation is our experience, our wisdom”**



Desmond Tutu

# Team Bibliotheca Alexandrina

**Top Row:** Ismail Serageldin, Ronald LaPorte, Gilbert Omenn, Vinton Cerf, Francois Sauer, Research Methods Library of Alexandria, Supercourse: Epidemiology, the Internet and Global Health

**Second Row (Left to Right):** Magdy Nagy, Science Supercourse logo, Fritz, Passant, Amira, Ron, Faina, Eugene, Nicholas, Samar, Eric

**Third Row (Left to Right):** Noha Adly, Mohomed El Faham, Curtis, Salah, Youssef, Abdullatif, Musa, Diana, Hend, Mita, Walter

**Fourth Row (Left to Right):** Moubammad Ahmad, Mary, Amos, Jackie, Kawkab, Shalkar, Andrey, Francis, Ali, Eman


**Fifth Row (Left to Right):** BA AFRICAN NETWORKS, Haleema, Mahdi, Toshi, Saeed, Tetsuro, Vahid, Makoto, Leila, Euclid Statistics Matrix logo

# BA Serageldin Research Methods Library



- ❖ **2,100,000 emails world wide**
- ❖ **31,741 Research Methods books in BA catalogue**
- ❖ **Teaching 60,000,000 students**
- ❖ **World's Largest Research Methods Library**
- ❖ **World's largest scientific PowerPoint library**
- ❖ **World's largest teacher of global health and research methods**

# Tools of Success




# Supercourse and Supercourse of Science



Classroom teaching works  
Classroom teaching is cheap  
95% of teaching is in classroom



# How do we markedly improve global health and scientific Teaching



**Free, top quality  
.ppt lectures**



# Improving Teaching for 60 million students

Build a 2,100,000 Faculty Network




Collect 200,000 PowerPoint Lectures of Science



Teach 60,000,000 Students

**Cost to teach a lecture to 18 students**

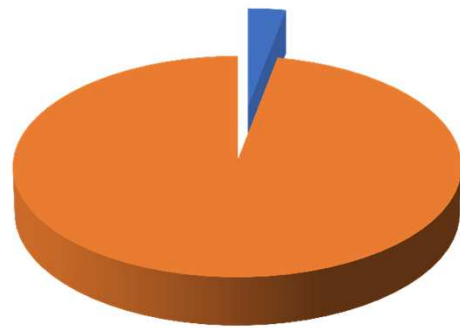


BA Serageldin



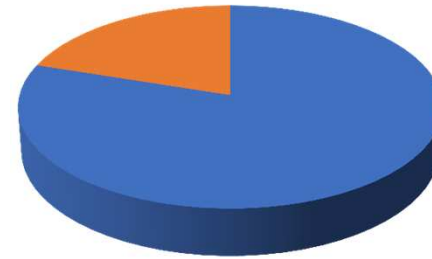
Attacking Global Statistics Malnutrition

**3% of Publications from  
Developing Countries  
80% of the World's Population**



Publications

■ Developing  
■ Developed



Population

Problem: Very little statistical capacity  
in developing countries

Result 1: Poor research design and analysis

Result 2: Limited scientific publication


# Why are articles turned down?

## Stataphobia

Fear of statistics and because of not having statistics books



# Stataphobia



**For every Statistician  
there are 800 Medical Doctors**







**For every Statistician  
there are 24 Morticians**

# Endorsements for BA Serageldin Research Methods Library

- American Statistical Association
- Statistical Society of Canada
- International Biometric Society
- Royal Statistical Society
- 5 leading statistics journals
- 2 leading epidemiology journals

American Statistical Association  
Stat book collection





Conspiring to build the largest  
Research methods Library

Collect books from 267 statisticians  
across the world

Look at your Bookcase

How many of the books have you read in the past 10 years  
Wouldn't they be better used teaching Arab and African students?

After you die, where do you want your books to go?



**Land Fill**



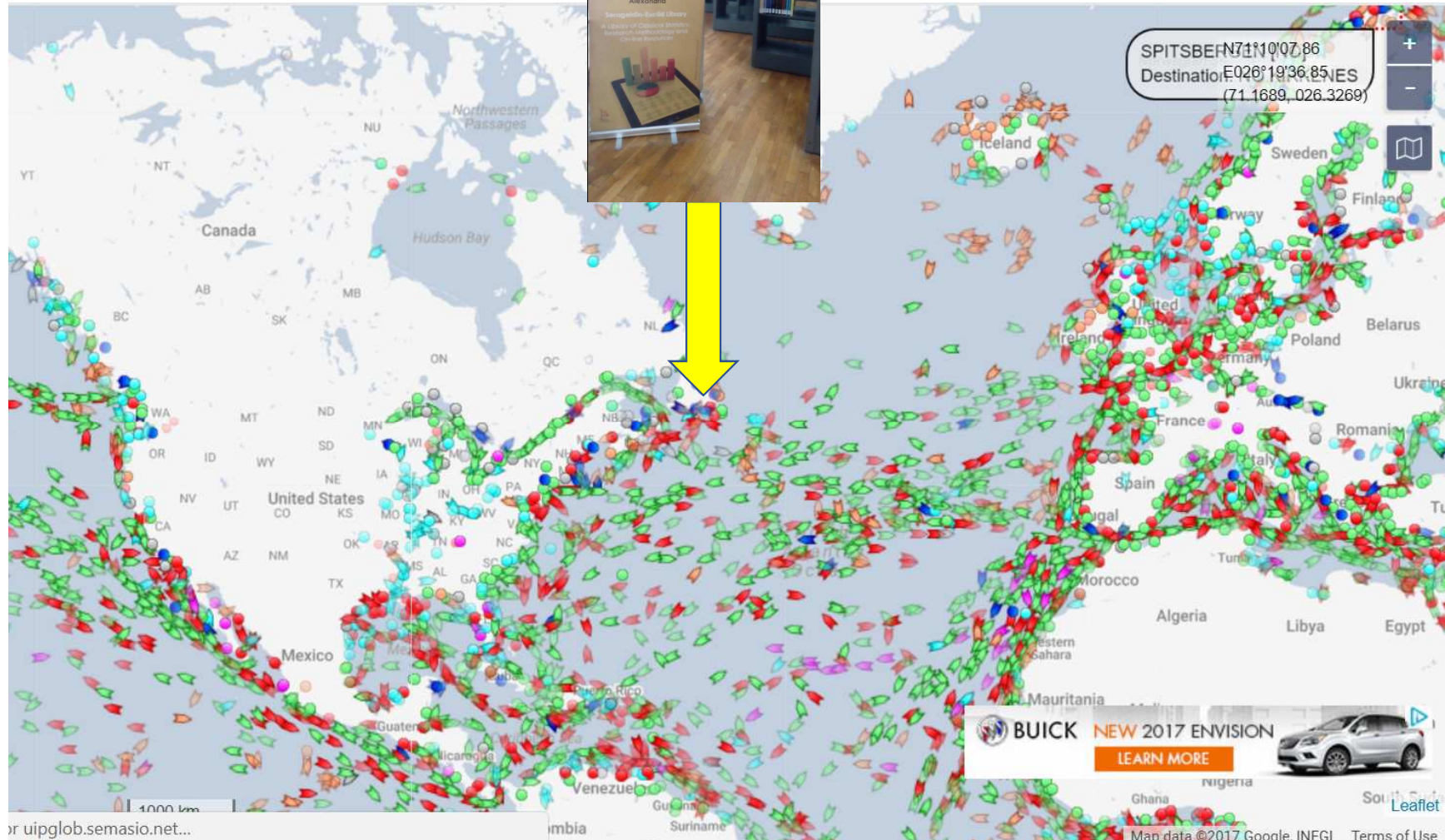
**Incinerator**

**Library of  
Alexander**



## Mountain of Books Heading from Pittsburgh to BA





or uipglob.semasio.net...

mbia

Suriname

Map data ©2017 Google, INEGI Terms of Use



# BA Serageldin Research Methods Library of Alexandria



Sealand Washington, with Stat books

## Books Arrive in Egypt

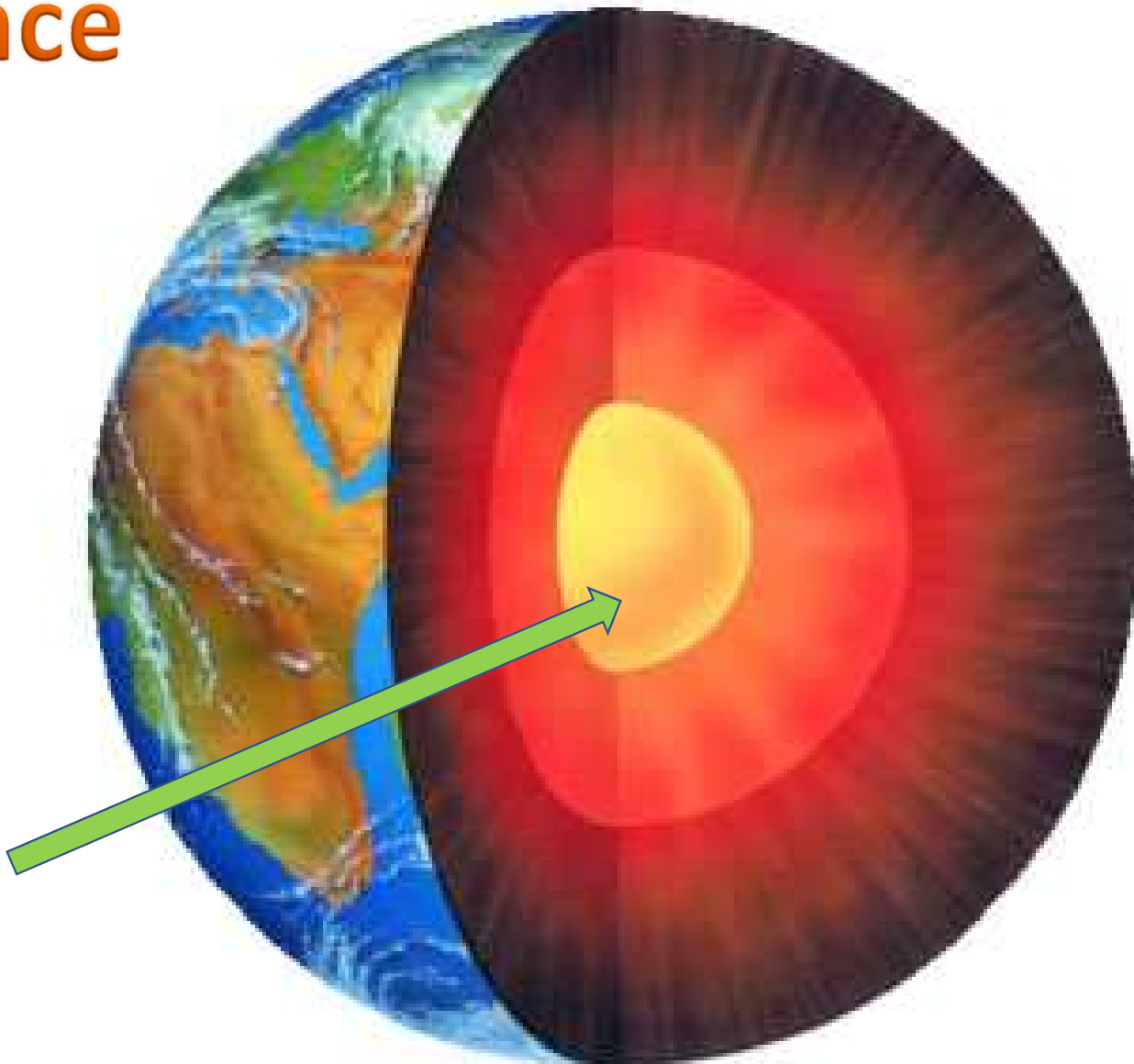
1 JANUARY 2017 22 VIEWS NO COMMENT



A cargo shipment of donated books for the Library of Alexandria arrived recently at the Port of Alexandria.

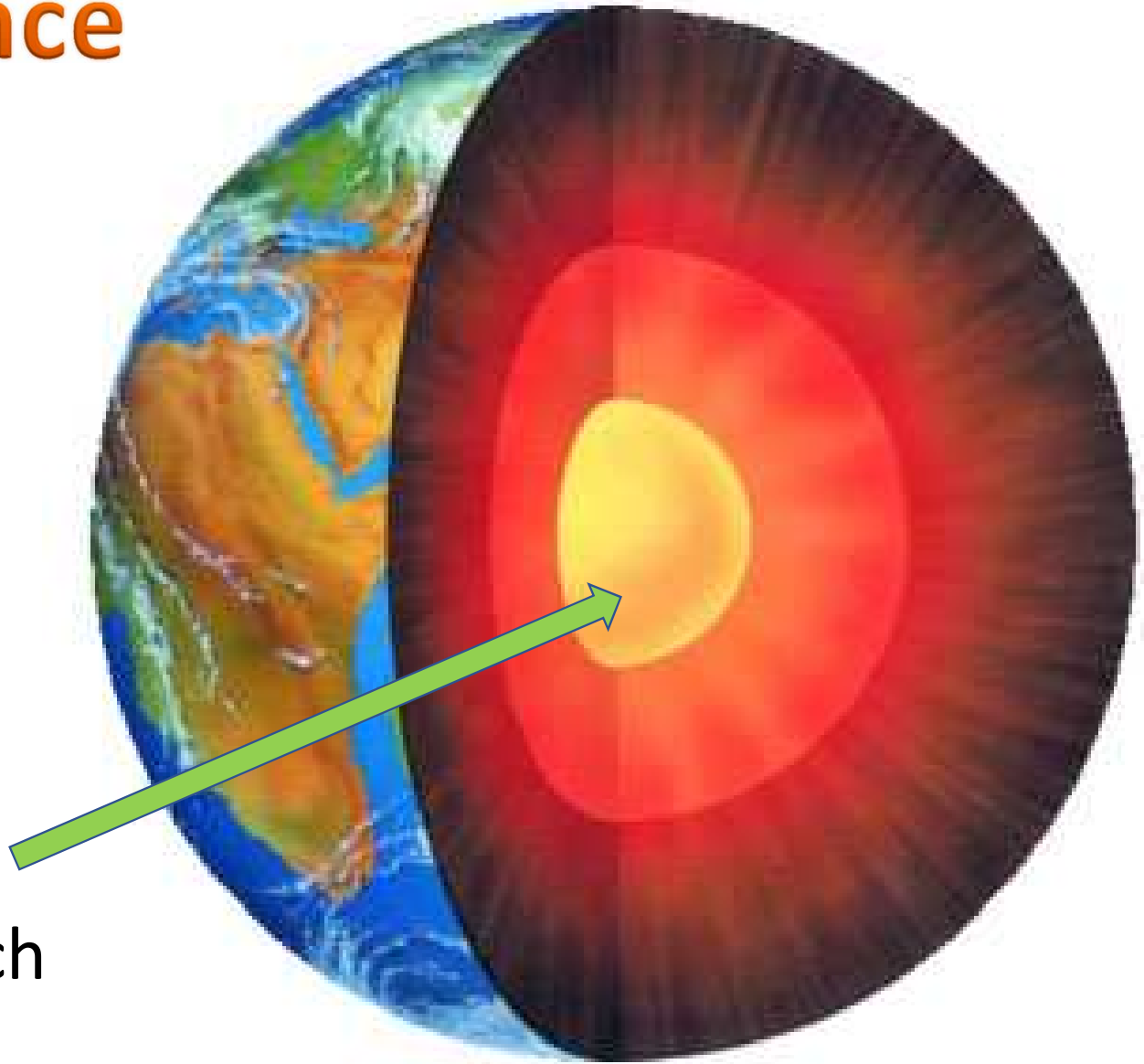


# World of Science



Research Methods

# World of Science



Library of Alexandria  
BA Serageldin Research  
Methods Library


700 Horsepower



53 Horsepower



Library of Congress



Ethiopian National Archive and Library Agency



1000 x Larger



Think different.

## Bridging the Research Gap with Research Methods Books







**Library of Congress**  
**5,000 research methods books**




**Library of Alexandria**  
**31,741 research methods books**  
**from BA catalog**

## Library of Alexandria Methods in everyone's library



# What does the future hold for BA Serageldin



# Fully Functional Interlibrary Loan System

Cost = \$1.00 to email scanned statistics chapter anywhere in the world

Platform = Google Docs

## Real world Practice Data

Thanks to Gero Carletto for the idea

The screenshot shows the World DataBank interface. At the top, there is a dark red header with the text "World DataBank (BETA)" and "Explore. Create. Share - Development Data". To the right of the header are "Go Back" and "Sign In" buttons. Below the header, the main content area is titled "World Development Indicators and Global Development Finance". A navigation bar contains buttons for "TABLE", "CHART", "MAP", and "DOWNLOAD", along with icons for a list, settings, and sharing. A dropdown menu is set to "GDP growth (annual %)". The main data area displays a table with columns for the years 2007, 2008, 2009, and 2010. The rows list Bahrain, Bangladesh, Barbados, Belarus, and Belgium. To the right of the table is a sidebar titled "EDIT SELECTION" with a sub-header "Advanced selection". It includes an "Apply Changes" button and a list of selection options: "DATABASE" (World Development Indicators and Global Development Finance), "COUNTRY (247)", and "SERIES (20)".

	2007	2008	2009	2010
Bahrain	8.3	6.3	..	..
Bangladesh	6.4	6.2	5.7	6.1
Barbados	0.5	0.2	-5.3	..
Belarus	8.6	10.2	0.2	7.6
Belgium	2.9	1.0	-2.8	2.3



**BA Universal World  
Library card**

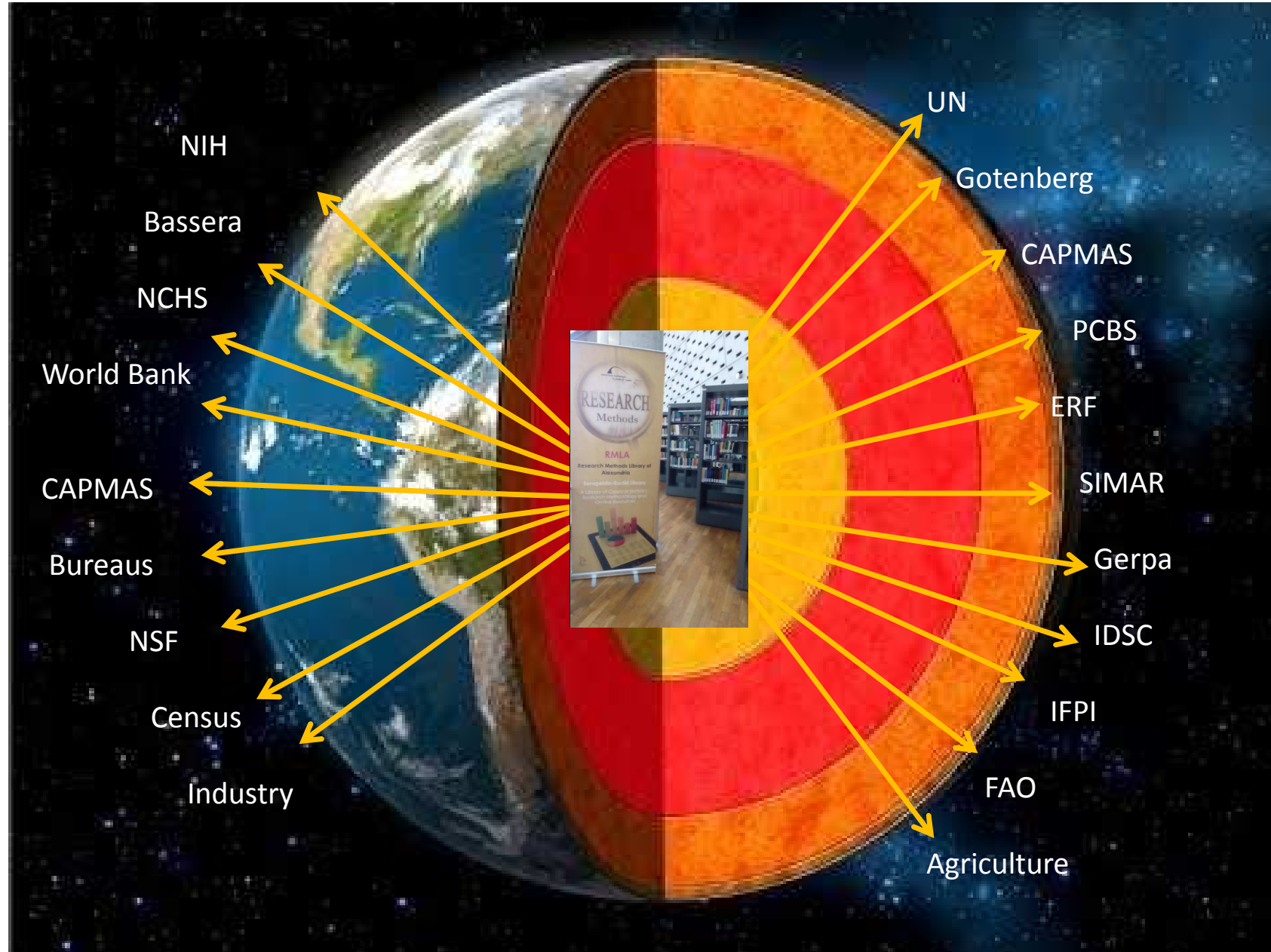
**BA Serageldin Research Methods  
Library Card**



**Racha Ramadan**



# BA Central Library of Global Science





**BA Serageldin and  
Developing Countries**

